Bird Feeder with Tray
Model #4634

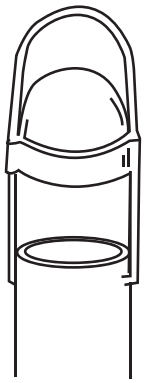

Filling Instructions:

1. Lift up cap.
2. Fill tube with seed.
3. Place cap back onto tube.
4. Hang feeder.

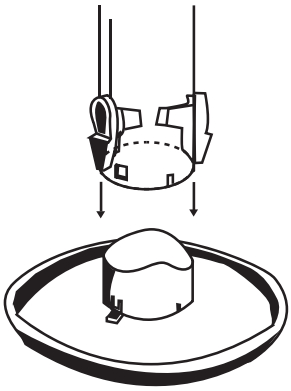

Disassembly and cleaning instructions:

1. Remove seed saver tray by squeezing the two extended tabs together on the underside of the tray.
2. Remove Tube.
3. Clean with warm soapy water and let dry.
4. Reassemble tray and hang feeder.

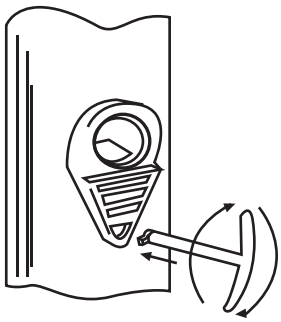

Assembly of Perches:

1. Insert perch into bottom hole in the seed port.
2. Twist perch 90 degrees until the perch wings are horizontal.

See our full line of Perky-Pet® birdfeeders and accessories at www.perkypet.com
855-757-5973 | Woodstream Corporation | 69 N. Locust Street Lititz, PA 17543, USA